



MARCH 2022

LATIN AMERICA

ANNUAL BALANCE 2021

1 | **BALANCE BY MISSION** - Pag. 2 • 2 | **REGIONAL RESPONSE** - Pag. 14 • 3 | **PUBLICATIONS IN LATIN AMERICA** - Pag. 16

1. BALANCE BY MISSION

CENTRAL AMERICA

During 2021, in Central America we focused most of our work on the response to the emergency caused by hurricanes ETA & IOTA, expanding coverage in new geographical areas, opening two new bases, one in the Autonomous Region of the Northern Caribbean Coast (Nicaragua) and another in San Pedro Sula, which allowed us to resume operations in Honduras.

In addition, we have strengthened our attention to returned migrants, especially in Guatemala and Honduras. Together with UNHCR, UNICEF and AECID we have been able to contribute both to alleviate the most basic needs of the most vulnerable returnee families (e.g. with children), and to promote the social and labor insertion, following the poverty graduation approach.

Cash transfers continue to be the most frequent form of assistance to the most vulnerable and food insecure families. This year, we have been able to reach more than 60,000 people in the region using this modality. With the aim of contributing to the efficiency and effectiveness of the aid, we are working on a more precise

targeting of beneficiaries to break the humanitarian assistance cycles of those with possibilities of accessing social protection networks and/or having a job projection, thus promoting both social insertion and rootedness.

On the other hand, we have been able to strengthen our institutional positioning as a reference organization in the region thanks to our active participation in the different cash transfer groups, as well as through the consolidation of the relationship with financial service providers in the different countries.

In 2021, we continued to monitor the food situation in the Central American Dry Corridor, based on more than 8,000 household surveys in the four countries (Guatemala, Honduras, El Salvador and Nicaragua). The information collected has been analyzed with the innovative support of machine learning techniques, in alliance with the technological partner GIS4TECH-University of Granada. These techniques make it possible to predict about food needs in territories where primary information is not available, in

addition to generate evidence that is useful in the national and local diagnostic roundtables that under the IPC guidelines are promoted by national authorities in Guatemala and Honduras, allowing to carry out anticipatory actions.



We also continue to prioritize research and evidence generation in alliance with academia, focusing especially on the main humanitarian crises in the region: the widespread and protracted food insecurity in the Central American Dry Corridor, and the growing irregular migration to Mexico and the United States, which entails great protection risks, especially in the case of women and children (especially unaccompanied children).





CENTRAL AMERICA ACHIEVEMENTS



WATER, SANITATION AND HYGIENE



- 18,900 People reached through hygiene promotion campaigns
- 33,952 People trained on WASH
- 303 Sanitation facilities rehabilitated/constructed (81,014 people reached)
- 138 Water points rehabilitated/constructed (84,913 people reached)
- 3,463 Hygiene Kits distributed (12,128 people reached)
- 2,650 Water filters, eco-filters and tanks delivered (21,479 people reached)
- 37 Handwashing facilities built/rehabilitated (1,720 people reached)

143,058
PEOPLE
REACHED

FOOD SECURITY AND LIVELIHOODS



- 4,056 People trained in food security and livelihoods strategies
- 3,648 People received food assistance
- 45,607 People received multipurpose cash transfers or vouchers
- 245 People received CASH/Vouchers for productive initiatives and/or fixed expenses
- 1,167 People received agricultural supplies
- 4,882 People supported with guidance and/or training on employment and/or entrepreneurship

41,542
PEOPLE
REACHED

HEALTH AND NUTRITION



- 44,433 People reached through malnutrition prevention interventions
- 189 People reached by infection, prevention and control actions "WASH FIT/IPC COVID-19 strategy"
- 11,570 People provided with Technical advice on nutrition and health
- 18,562 People trained on prevention of COVID-19
- 853 Health workers, promotores and volunteers trained
- 359 People screened for malnutrition
- 612 People supported with Personal Protective Equipment (PPE) for COVID-19 prevention
- 3,764 People received COVID-19 prevention supplies
- 4,764 Child care kits delivered (10,515 people reached)
- 1,404 Health supplies distributed
- 2,199 Pregnant and breastfeeding women, and children treated for malnutrition
- 3,998 People monitored for malnutrition
- 218 People sensitized in Sexual and reproductive health and gender-based violence
- 2,363 People sensitized on healthy nutrition and good childcare practices

101,725
PEOPLE
REACHED

DISASTER AND RISK MANAGEMENT



- 951 People trained in disaster risk reduction and management

951
PEOPLE
REACHED

CENTRAL AMERICA PRIORITIES AND CHALLENGES 2022

During 2021, Central American countries already mired in a complex crisis caused mainly by high levels of violence, inequality and poverty have had to cope with the profound socio-economic impacts of the COVID-19 pandemic and the 2020 hurricane season.



Despite the introduction by governments of temporary cash transfers such as the Bonos de Compensación in El Salvador, the Bono Familia in Guatemala and the Bono Único in Honduras, social safety nets in Central American countries remain minimal.

According to the information gathered in the HNO 2021,

these interventions have been insufficient to alleviate the serious effects of the pandemic, the increase in poverty and the still significant gaps in coverage in countries where inequality prevails. Almost half of the population in the countries of northern Central America lives in poverty, which reaches critical levels in rural communities and affects the Indigenous or Afro-descendant population to a greater extent (8 out of every 10 people in the rural population of Guatemala live in poverty; 6 out of every 10 in Honduras and 5 out of every 10 in El Salvador).

Some of the main limitations of the systems are related to the limited availability of resources to expand coverage, especially in rural areas, low integration of the gender approach and increase the value of transfers, or to the growing but still limited adaptive capacity of national systems.

In this context, it is important to strengthen local organizations as indispensable actors in achieving the humanitarian development nexus. Therefore, one of the main challenges we face in 2022 is to incorporate the localization approach through

capacity building of local CA4 organizations, in the form of workshops, trainings and regional alliances especially focused on food security monitoring, using and contributing to the Food and Nutritional Security information system (PREDISAN).

In addition, the lack of economic opportunities in the region has increased the irregular migration to the United States, which has led us to investigate, together with academia, the possibilities and advantages of regular temporary migration, identifying it as an instrument with potential both to improve the lives of families in the communities of origin and to mitigate the intention to migrate irregularly.

From Central America we will continue to emphasize the importance of allocating more humanitarian resources to a region that has been suffering for decades from a humanitarian crisis reflected in high rates of food insecurity, insecurity and protection risks, and a general lack of coverage of basic needs.





CENTRAL AMERICA

ACTION AREAS AND PEOPLE REACHED BY SECTOR

GUATEMALA

IZABAL



ALTA VERAPAZ



QUICHÉ



SOLOLÁ



HUEHUETENANGO



GUATEMALA



CHIQUMULA



HONDURAS

CORTÉS



YORO



NICARAGUA

MADRIZ



MANAGUA



REGIÓN AUTÓNOMA DE
LA COSTA CARIBE NORTE



 **54%**
ARE
WOMEN

 **46%**
ARE
MEN

 **9.4%** ARE CHILDREN
UNDER 5 YEARS OLD

 **24.94** TONS
OF FOOD DELIVERED

 **1,636,024.96€**
CASH DELIVERED

 ACTIONS IN
12 DEPARTMENTS

 **39** PROJECTS DEVELOPED

 **180** PROFESSIONALS





COLOMBIA



During 2021, in Colombia we worked on the **three prioritized strategic lines, developing actions to address migratory flows, emergency response, socioeconomic inclusion and rural** development, reaching 215,780 people through interventions in health and nutrition, water sanitation and hygiene, risk management, food security and livelihoods and protection, with a focus on gender, protection and environmental protection.

According to official figures from the Inter Agency Group of Mixed Migratory Flows (GIFMM, November 2021) in Colombia as of December 31, 2021 there were more than 1,842,390 people from Venezuela, of which 344,688 have a regular status and 1,182,059 are in the process of regularization.

Among the actions we prioritized for this population, we highlight **the delivery of multipurpose cash transfers** and the complementary actions of **sensitization in healthy food and good childcare practices**. In terms of socio-economic inclusion of the migrant population, we developed actions to **promote employability and entrepreneurship**.

In order to have a clear needs overview of the refugee and/or migrant population with a vocation for permanence, in transit and pendulum,

as well as of the Colombian returnees, we supported the elaboration of GIFMM needs assessments and **analyzed six migratory routes that converge in different areas of the country**, managing to expand the coverage and attention in these routes, including the opening of operations in Boyacá and Tolima.



Additionally, our Information Management Unit (UGI) supported the definition of the projections and calculations of the Target Population for both the Humanitarian Response Plan for Colombia (HRP 2022) and the Regional Refugee and Migrant Response Plan (RMRP 2022).

With respect to the emergency's rapid response component, in 2021 we have attended the population affected **displacements** and

confinements mainly in the Pacific Region, and the **emergencies** derived from the winter season in La Mojana (Córdoba).

In terms of **health and nutrition**, we highlight the assessments and diagnosis of people at risk and / or vulnerable, this activity is complemented by comprehensive care and referral of cases in sexual and reproductive health and awareness-raising on good nutritional practices. Additionally, psychosocial care has been fundamental in the comprehensive care provided from this sector, through participatory spaces.





COLOMBIA

ACHIEVEMENTS



WATER, SANITATION AND HYGIENE



15,239	People reached through hygiene promotion campaigns
3,386	People trained on WASH
25	Sanitation facilities rehabilitated/constructed (2,852 people reached)
79	Water points rehabilitated/constructed (2,585 people reached)
13,418	Hygiene Kits delivered (24,277 people reached)
3,709	Water filters, eco-filters and tanks delivered (11,922 people reached)
3	Handwashing facilities built/rehabilitated (40 people reached)
1,787	Shelter Kits delivered (5,634 people reached)



47,021
PEOPLE
REACHED

FOOD SECURITY AND LIVELIHOODS



429	People trained in food security and livelihoods strategies
47,935	People received food assistance
34,537	People received multipurpose cash transfers or vouchers
390	People received CASH/Vouchers for productive initiatives and/or fixed expenses
1,680	People received agricultural supplies
3,932	People supported with guidance and/or training on employment and/or entrepreneurship



87,745
PEOPLE
REACHED

HEALTH AND NUTRITION



8,661	People reached through malnutrition prevention interventions
728	People reached by infection, prevention and control actions "WASH FIT/IPC COVID-19 strategy"
10,210	People provided with Technical advice on nutrition and health
3,589	People receiving assistance to access to public services
12,730	People supported with Psychosocial support consultations
2,194	People assisted in Sexual and reproductive health
883	People supported with outpatient consultations
13,585	People screened for malnutrition
600	People supported with personal protective Equipment (ppe) for COVID-19 prevention
6,375	Personas recibieron insumos para la prevención de COVID-19
2,056	Health supplies distributed
782	Pregnant and breastfeeding women, and children treated for malnutrition
673	People monitored for malnutrition
10,794	People sensitized in Sexual and reproductive health and gender-based violence
21,513	People sensitized on healthy nutrition and good childcare practices



75,008
PEOPLE
REACHED

DISASTER AND RISK MANAGEMENT



21,811	People trained in disaster risk reduction and management
113	Non-food shelter-related items distributed
5,569	People reached by the rehabilitation and/or construction of infrastructures for emergency mitigation and response



25,659
PEOPLE
REACHED

COLOMBIA PRIORITIES AND CHALLENGES 2022

Taking into account the variable context of the region, **detailed monitoring of possible changes in mixed migratory dynamics and the characterization of vulnerabilities depending on the profile of the population must take place.**

During 2021, the impacts of the pandemic directly affected the income of the most vulnerable families in the country, including the Colombian, refugee and/ or migrant population. Based on this situation, we aim to **strengthen our interventions in socioeconomic inclusion**, through technical preparation and the delivery of seed capital.



In addition, it is important to monitor the humanitarian context in terms of man-made and natural disasters. With regard to emergencies linked to the armed violence, during 2021 there was a 62% increase in the number of mass displacements reported and 15% increase in the number of people affected, compared to 2020. During the same period, around 57,000 people were reported to have their mobility limited due to clashes between organized armed groups.

Based on the figures for internal displacement and confinement, it is necessary to continue implementing emergency response **actions for vulnerable people affected by armed violence or natural disasters through a multi-sectoral**, coordinated and timely response .

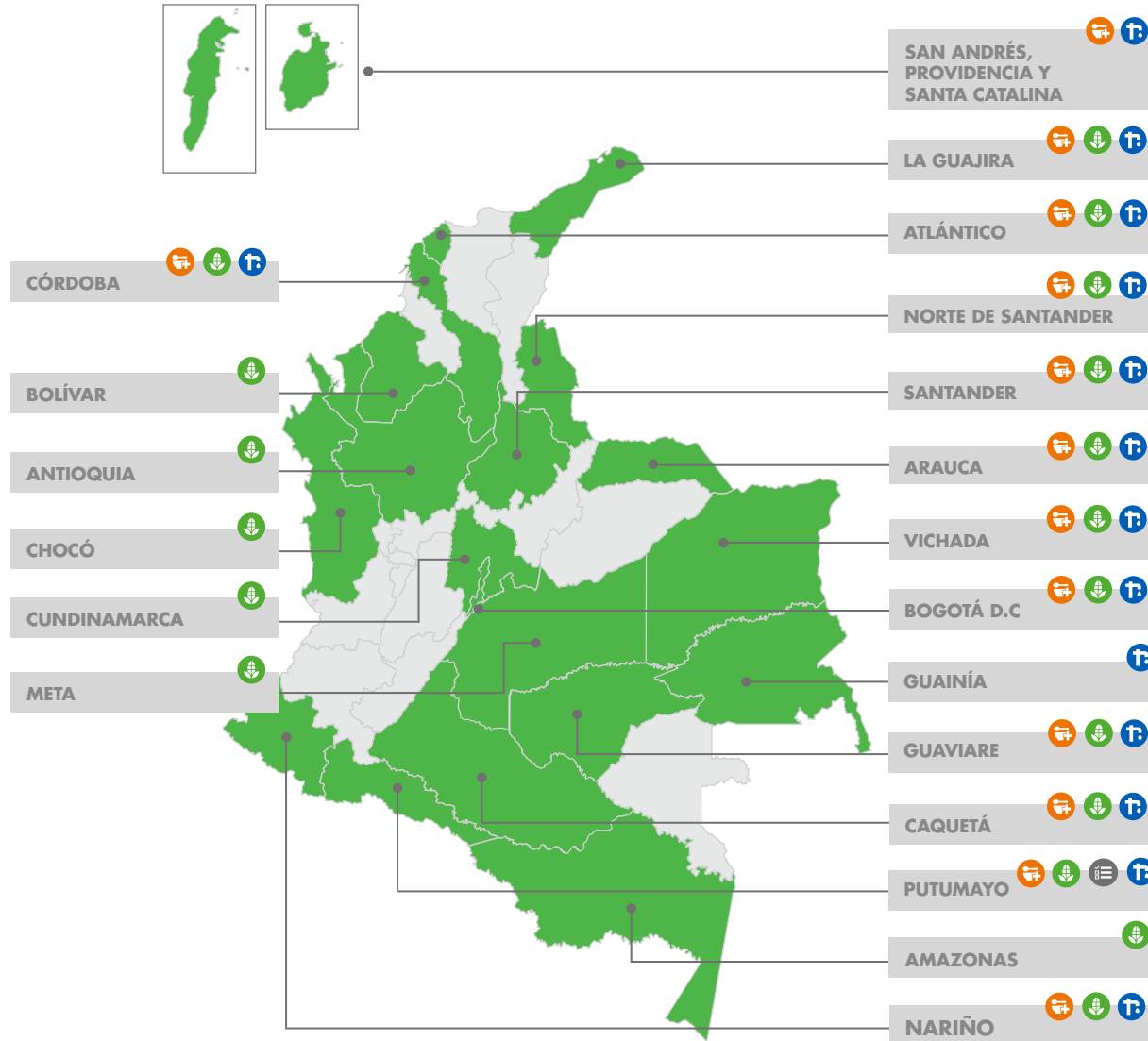
Finally, among the priorities for 2022 there is the need to secure **multi-year funding for projects with a humanitarian-development nexus approach and for development activities**. Priority will be given to long-term interventions that strengthen the livelihoods of local, refugee and/ or migrant populations, with the aim of improving their socio-economic integration and access to basic services.





COLOMBIA

ACTION AREAS AND PEOPLE REACHED BY SECTOR



57.8%
ARE
WOMEN



42.1%
ARE
MEN



17.7% ARE CHILDREN
UNDER 5 YEARS OLD



262.2 TONS
OF FOOD DELIVERED



€ 4,821,420.85
CASH DELIVERED



ACTIONS IN
20 DEPARTMENTS



51 PROJECTS DEVELOPED



515 PROFESSIONALS





PERU



In Peru, we have been able to develop interventions of humanitarian response, recovery and socio-labour insertion in the context of the social and health emergency aggravated by the COVID-19 pandemic, oriented both to the Venezuelan refugee and/or migrant population as well as to the most vulnerable host population. In addition, **we have been able to implement development projects focused on strengthening food security, primary health, livelihoods and women's empowerment.**

Despite the uncertainty (health, political and even social) in 2021 **we have expanded our coverage**, implementing projects directly or indirectly through our partners **in new territories (Ayacucho, Abancay, Cusco)** and identifying the needs of new population profiles, such as LGTBQ+ civil society organizations.

Our response to humanitarian needs has not been limited to expanding territories in the country, but **has been developed with a regional approach**, with constant coordination with other **Action Against Hunger missions in Latin America** and with other institutions or

regional work groups such as the RMD LAC Coalition or the R4V Regional Coordination Platform.



Despite the logistical difficulties of the current humanitarian context, we **have strengthened the collaborative approach of our projects**, implementing a greater number of projects with counterparts, developing and strengthening local capacities, such as those of women's organizations, professional organizations, community health workers, municipalities and/or local institutions. In addition, we have accompanied civil society organizations (Peruvian and Venezuelan) in **the development of their response capacities**, increasingly promoting localization.

Always from a comprehensive approach aligned with our mission, we have worked to end hunger in Peru through a combination of **nutrition and health** programmes, with a special focus on mental health and sexual and reproductive health, as well as multisectoral studies and research on the health needs and nutritional situation of Venezuelan migrants; We have also generated information on the **Water, Sanitation and Hygiene (WASH)** needs of the refugee and/or migrant and host population, as well as systematisation and analysis of trends in employment, entrepreneurship and socio-economic integration.





PERU ACHIEVEMENTS



WATER, SANITATION AND HYGIENE



- 5,326** People trained on WASH
- 19** Sanitation facilities rehabilitated/constructed (21,266 people reached)
- 4,788** Hygiene Kits distributed (17,647 people reached)
- 13** Handwashing facilities built/rehabilitated (21,183 people reached)



40,086
PEOPLE
REACHED

FOOD SECURITY AND LIVELIHOODS



- 386** People trained in food security and livelihoods strategies
- 14,655** People received food assistance
- 1,399** People received multipurpose cash transfers or vouchers
- 101** People received CASH/Vouchers for productive initiatives and/or fixed expenses
- 332** People received agricultural supplies
- 3,029** People supported with guidance and/or training on employment and/or entrepreneurship



19,587
PEOPLE
REACHED

HEALTH AND NUTRITION



- 25,285** People reached by infection, prevention and control actions "WASH FIT/IPC COVID-19 strategy"
- 27** People provided with Technical advice on nutrition and health
- 5,455** People receiving assistance to access to public services
- 6,772** People supported with Psychosocial support consultations
- 412** People trained on prevention of COVID-19
- 266** Health workers, promoters and volunteers trained
- 231** People screened for anaemia
- 186** People screened for malnutrition
- 74** People monitored for malnutrition
- 595** Child care kits delivered (595 people reached)
- 23** Health supplies distributed (277 people reached)
- 3,858** People sensitized in Sexual and reproductive health and gender-based violence
- 2,494** People sensitized on healthy nutrition and good childcare practices



42,423
PEOPLE
REACHED

DISASTER AND RISK MANAGEMENT



- 130** People trained in disaster risk reduction and management
- 9** Non-food shelter-related items distributed
- 638** People trained in emergency shelters management
- 35** Community-based organizations strengthened
- 7** Refugee/Migrant-based organizations strengthened



1,411
PEOPLE
REACHED

PERU PRIORITIES AND CHALLENGES 2022

Despite the institutional efforts of our organization and many others in the country, **the needs are far beyond the current capacity to respond.**



The main gaps we identified are related to food and nutrition security, health, employment and entrepreneurship. Ministry of Health (MINSA) data reveal a **high level of anaemia** in the Peruvian child population under 3 years of age, and also an **increase in acute malnutrition in the refugee and/or migrant population** under 5 years of age (2020 = 3% and 2021

= 4.9%). The same is true of the food security figures in the context of the pandemic. According to the national measurement of the Ministry of Development and Social Inclusion (MIDIS) and the World Food Programme, in 2021, 51% of the Peruvian population was **food insecure**; however, it is worth noting that according to surveys we have carried out with the Venezuelan refugee and migrant population in Metropolitan Lima (the region of the country with the largest migrant population in the country) food insecurity reached 76.4% of this population.



With regard to health, there are **barriers to access to the public health system, both for the refugee and/or migrant population and for the most**

vulnerable Peruvians, who are not accessing the care they require or do not have the necessary funds to cover the costs involved. Moreover, after two years of the pandemic, the mental health of adults, adolescents and children has been severely affected.

In terms of employment, in Peru in 2021, **the rate of adequate employment fell by 23.8 %** compared to 2019, and the rate of underemployment rose by 26.9 % compared to the same year. In Lima, unemployment rose 9.5 %; and it should be noted that 79 % of the refugee and/or migrant population residing in Metropolitan Lima lives in informal conditions.

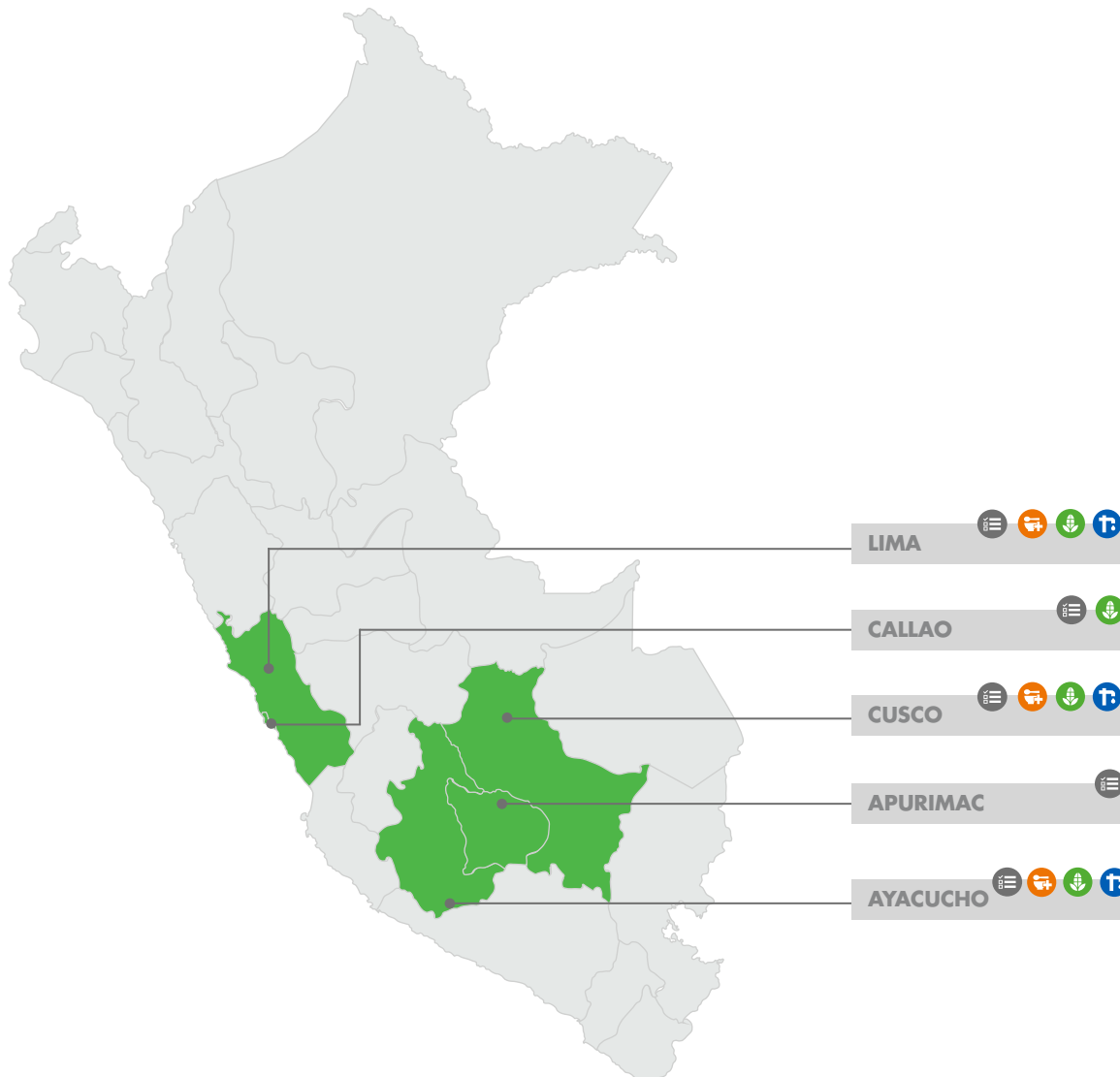
There are also several key challenges for 2022. For those most excluded or at risk of exclusion, mechanisms for access to state social protection programmes must be strengthened. Socio-economic integration is another important challenge; **economic independence as a tool to fight against gender violence, labour integration to fight xenophobia**, and the involvement of the private sector as a driver of change, will be the tools to be used to achieve our goals.





PERU

ACTION AREAS AND PEOPLE REACHED BY SECTOR



 **58.6%**
ARE WOMEN

 **41.4%**
ARE MEN

 **18.6%** ARE CHILDREN
UNDER 5 YEARS OLD

 **151.06** TONS
OF FOOD DELIVERED

 **€ 56,591.06**
CASH DELIVERED

 ACTIONS IN
39 DISTRICTS IN 5 DEPARTMENTS

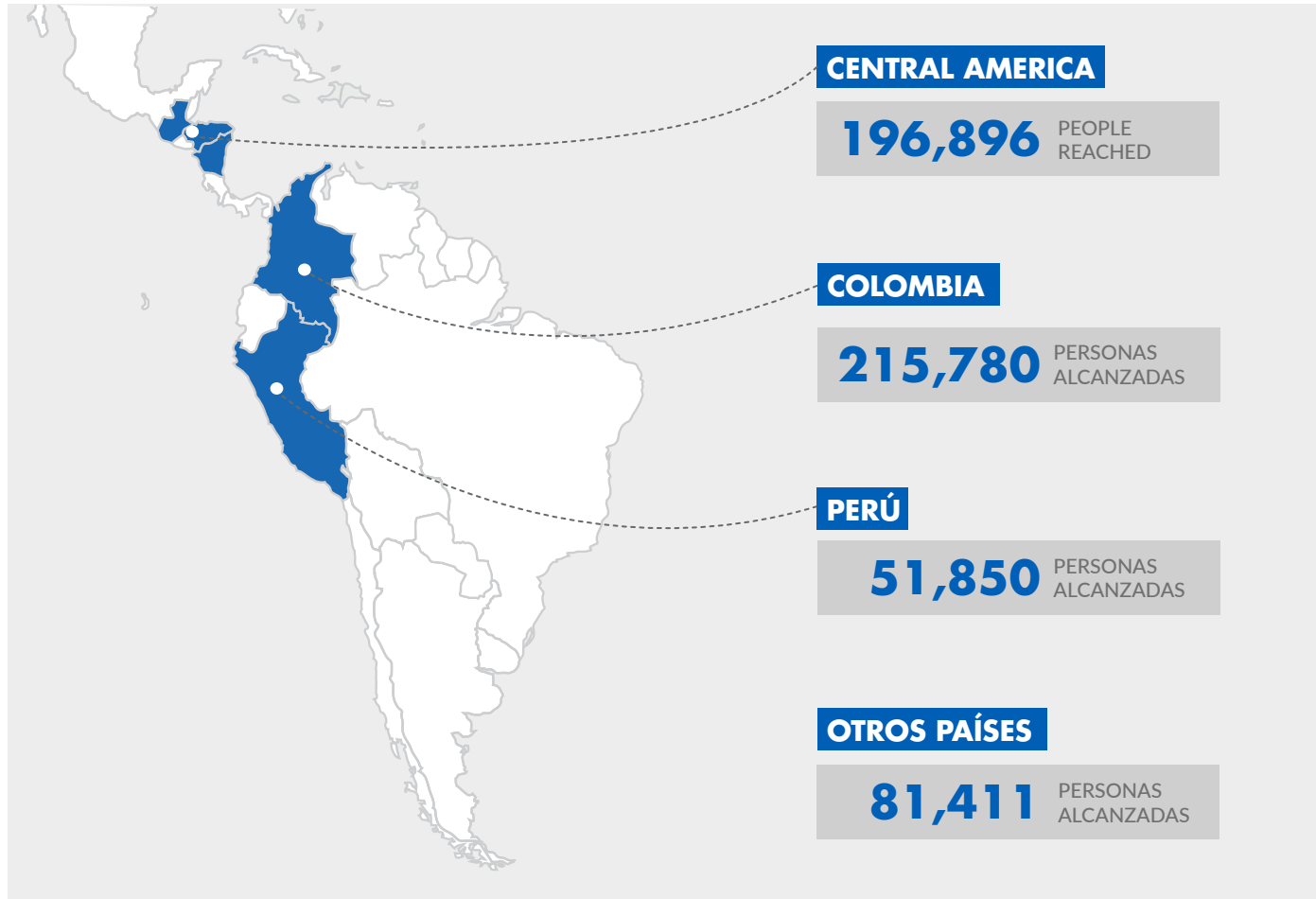
 **19** PROJECTS DEVELOPED

 **46** PROFESSIONALS





2. REGIONAL RESPONSE



545,937 TOTAL PEOPLE REACHED IN 2021



56.8%
ARE WOMEN



43.2%
ARE MEN



15.1%
ARE CHILDREN UNDER 5 YEARS OLD



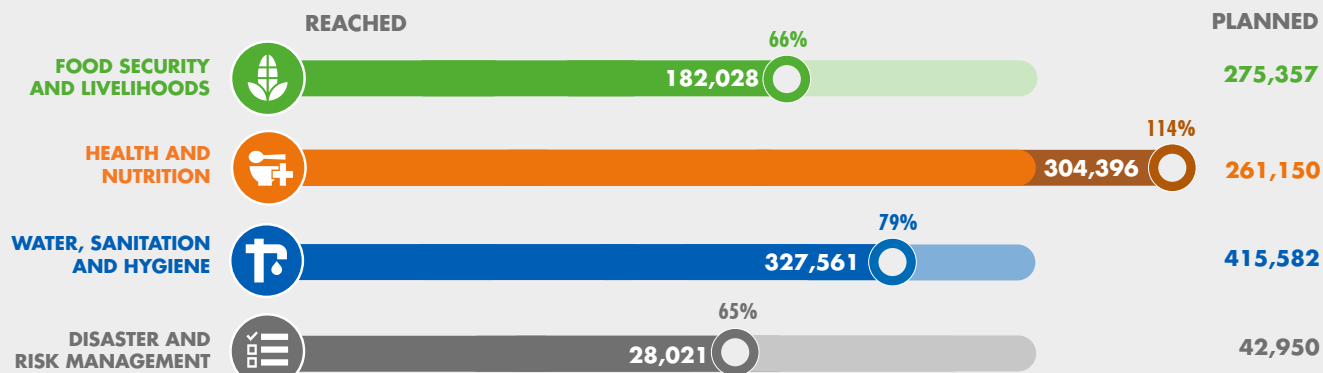
REGIONAL REACH OUT



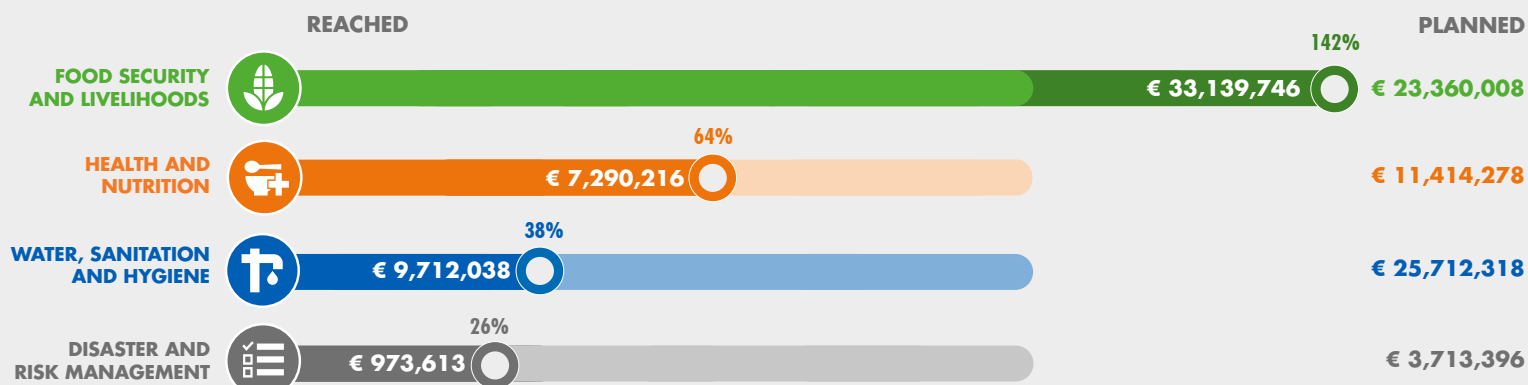
REACH OUT IN PEOPLE AND FUNDS BY SECTOR

REGIONAL APPEAL 2021 - 2023

PEOPLE



FUNDS



3. LATIN AMERICAN PUBLICATIONS

CENTRAL AMERICA



- [Levantamiento de Información de Seguridad Alimentaria para el sistema de monitoreo de la SAN en CA4](#)
- [Análisis comparativo sobre la evolución de la Seguridad Alimentaria en el corredor seco CA4 periodo 2020 - 2021](#)
- [Informe Rostros del hambre en Centroamérica](#)
- [Infografía Seguridad Alimentaria: Respuesta a las necesidades de las comunidades más vulnerables afectadas por la crisis alimentaria prolongada y sequías recurrentes en el Corredor Seco de Centro América.](#)
- [Protocolo para la realización de una recolección de datos primarios de seguridad alimentaria en el corredor seco centroamericano](#)
- [Manual de diseño muestral, curso "Género y análisis de formación de seguridad alimentaria y nutricional"](#)
- [Manual metodológico para la generación y el uso de datos de seguridad alimentaria y nutricional, y su aplicación en el Corredor Seco de Centroamérica](#)
- [Evaluación de la seguridad alimentaria e impacto de la pandemia de COVID-19 en Nicaragua](#)
- [Análisis comparativo sobre la evolución de la seguridad aliemntaria en el Corredor Seco CA4](#)
- [Infografías LB TOP UP ECHO SAN CA4](#)
- [Consolidación e iteración cíclica de las predicciones de Seguridad Alimentaria y Nutricional](#)

FIND ALL PUBLICATIONS [HERE](#)

www.accioncontraelhambre.org.gt

COLOMBIA



- [Informe de Gestión 2020](#)
- [Esquema de intervención psicosocial y de protección - Bogotá y Cundinamarca](#)
- [Sistematización de las experiencias de inclusión socioeconómica realizada con otros donantes](#)
- [Estudio de caso sobre las dinámicas migratorias de personas en tránsito entre Villa del Rosario y Bucaramanga](#)
- [Capitalización de la respuesta en integración sociocomunitaria en Barranquilla](#)
- [Sur Amazonía: La invisibilización de la emergencia humanitaria](#)
- [21 momentos del 2021](#)

FIND ALL PUBLICATIONS [HERE](#)

www.accioncontraelhambre.co

PERU



- [Resultados de encuesta de seguridad alimentaria y medios de vida en la pandemia en Lima Metropolitana, Perú](#)
- [Orientaciones para el funcionamiento seguro de comedores populares y prevenir la propagación de la COVID-19](#)
- [Estudio Multisectorial en personas refugiadas y migrantes de Venezuela que viven en Lima](#)
- [Estudio sobre tendencias. Empleabilidad y emprendimiento en jóvenes mujeres de Lima Norte 2020](#)
- [Análisis de la situación de la seguridad alimentaria y empleo en refugios y migrantes](#)
- [Seguridad alimentaria y medios de vida en migrantes venezolanos que viven en Lima Metropolitana durante la pandemia](#)
- [Proyecto Lima Norte Emplea y Emrende: Reflexiones del proceso de implementación y lecciones aprendidas](#)
- [Reporte sobre la vulnerabilidad y situación de las personas que viven con el VIH/SIDA migrantes y peruana en el marco de la pandemia por COVID-19](#)
- [Situación nutricional de niñas y niños refugiados y migrantes venezolanos en el Perú](#)
- [Hallazgos del estudio multisectorial en personas refugiadas y migrantes de Venezuela que viven en Lima Metropolitana, 2021](#)

FIND ALL PUBLICATIONS [HERE](#)

www.accioncontraelhambre.pe

REGIONAL



- [ANNUAL REPORT 2020: Latin America and the Caribbean](#)
- [LATIN AMERICA: Regional Newsletter N° 1](#)
- [LATIN AMERICA: Regional Newsletter N° 2](#)
- [LATIN AMERICA: Regional Newsletter N° 3](#)
- [LATIN AMERICA: Regional Newsletter N° 4](#)
- [LATIN AMERICA: Regional Newsletter N° 5](#)
- [Migrants y Migrations: Routes of change for Latin America](#)
- [Socio-economic inclusion to reverse hunger in Latin America](#)

FIND ALL PUBLICATIONS HERE

www.accioncontraelhambrelatinoamerica.org





MAIN DONORS



Unión Europea
Protección Civil y
Ayuda Humanitaria



Suecia
Sverige



In partnership with
Canada



Schweizerische Eidgenossenschaft
Confédération suisse
Confederazione Svizzera
Confederaziun svizra
Agencia Suiza para el Desarrollo
y la Cooperación COSUDE



Cooperación
Española



Fondo de Cooperación
para Agua y Saneamiento



Gobierno de Navarra



fundación
quirónsalud



Gobernación
de Nariño



Fundación



nutrimos vidas



GENERALITAT
VALENCIANA



Junta de Andalucía



RESILIENCIA | ESTABILIZACIÓN | DESARROLLO



FONDAZIONE
GIUSEPPE E PERICLE LAVAZZA ONLUS

Fundación
MAPFRE



Fundación "la Caixa"

Work4Progress

Scotiabank

PLEASE FIND HERE THE DETAILS OF OUR COVERAGE IN
2021 THROUGH OUR **INTERACTIVE DASHBOARDS** ✱



ACTION
AGAINST
HUNGER